

Scaled data based on original data using
LM-79-08 Approved Method: Electrical and Photometric Measurements of Solid-
State Lighting Products

Test Report Prepared for
Cooper Lighting Solutions
(formerly Eaton)

Brand: McGRAW-EDISON

Report Number: P386944

Luminaire Tested: **GWC-SA2C-830-U-SL2-HSS**

Issue Date: 3/3/2020

Test Information

Test Method: LM-79-08
Report Number: P386944
TEST IS SCALED FROM IESNA LM-79-08 TEST DATA (G2-1903-205-21)
Test Lab: INNOVATION CENTER
Issue Date: 3/3/2020
Manufacturer: COOPER LIGHTING SOLUTIONS (FORMERLY EATON)
Product Line: MCGRAW-EDISON
Catalog Number: GWC-SA2C-830-U-SL2-HSS
Description: GALLEON WALL LUMINAIRE
(2) 80 CRI, 3000K, 1050mA LIGHTSQUARES WITH 16 LEDS EACH AND TYPE II
SPILL LIGHT ELIMINATOR OPTICS WITH HOUSE SIDE SHIELD
Light Source: -
Ballast/Driver: ELECTRONIC DRIVER

Summary

Lumens per Lamp: N/A
Luminaire Lumens: 9715 lumens
Efficiency: N/A
Efficacy: 87.5 lumens/watt
Luminous Opening: Rectangular (W 1' x L: 0.5' x H: 0')
IES Classification: Type III - Medium
BUG Rating: B1 - U0 - G2

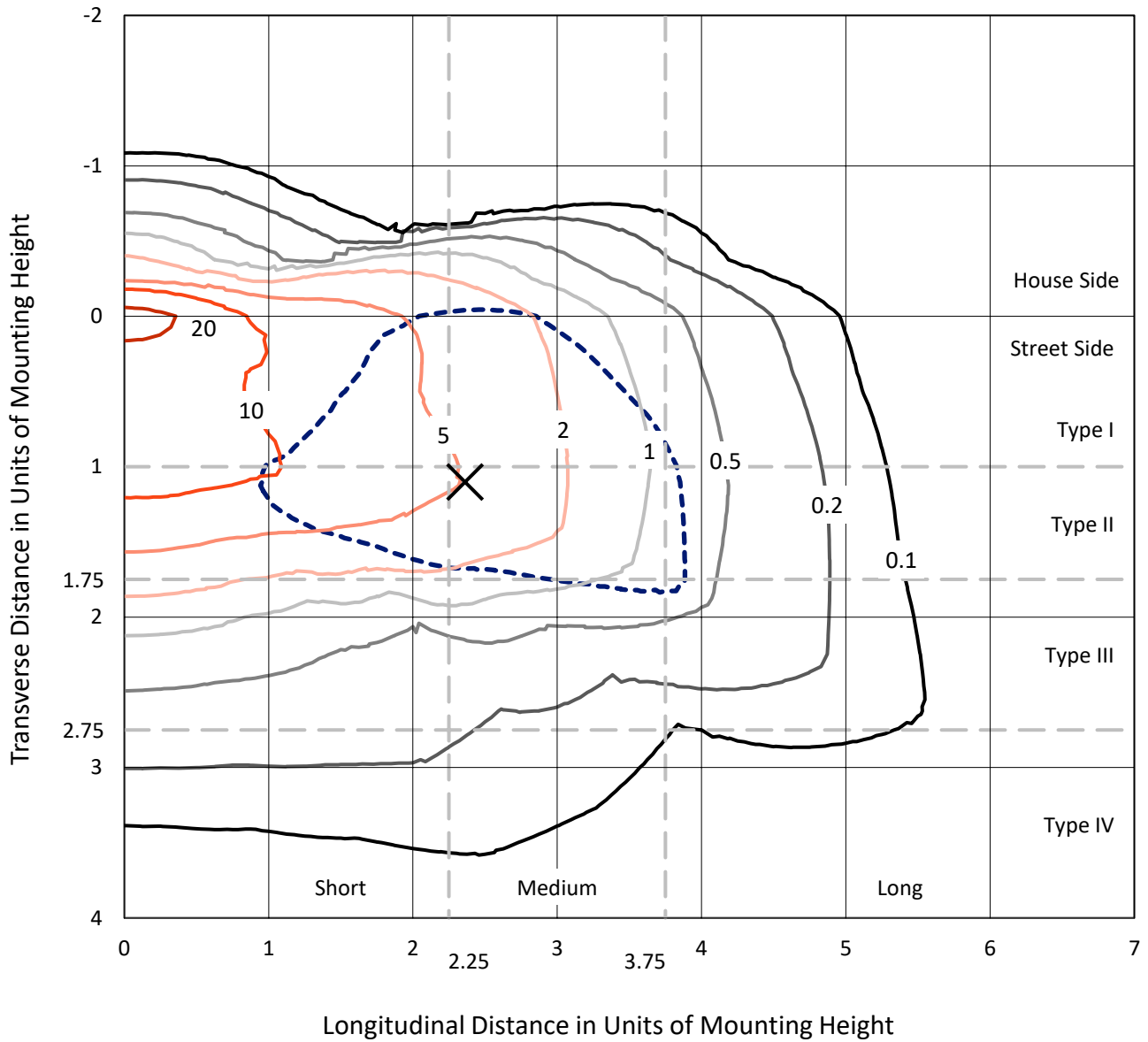
Input Watts (W): 111
Input Voltage (V): NR
Input Current (Ain): NR
Voltage Rise (V): NR
Power Factor: NR
Total Harmonic Distortion (THDi): NR
Frequency (hertz): 60
Stabilization Time: NR
Operation Time: NR
Ambient Temperature (°C): NR
Test Distance: 24 FT



REPORT NUMBER: P386944
 CATALOG NUMBER: GWC-SA2C-830-U-SL2-HSS

Iso-Footcandle Lines of Horizontal Illumination

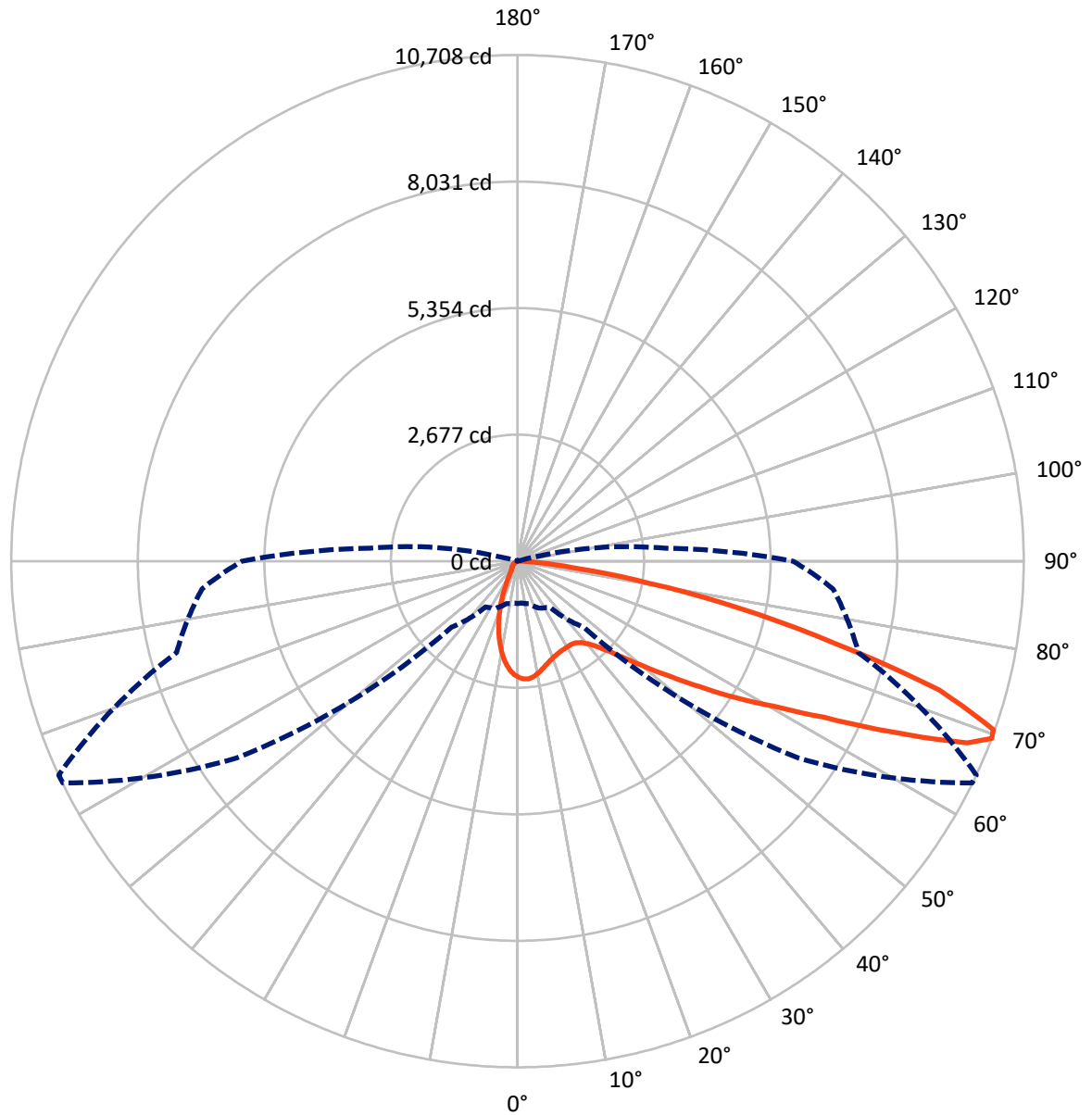
✕ Max cd
 - - - 1/2 Max cd



Based on 10 foot mounting height. Maximum calculated value = 24.6 fc
 Type III - Medium - N/A

REPORT NUMBER: P386944
CATALOG NUMBER: GWC-SA2C-830-U-SL2-HSS

Luminous Intensity Polar Plot



— Vertical Plane Through 65-Deg Lateral - - - Horizontal Cone Through 69-Deg Vertical

REPORT NUMBER: P386944

CATALOG NUMBER: GWC-SA2C-830-U-SL2-HSS

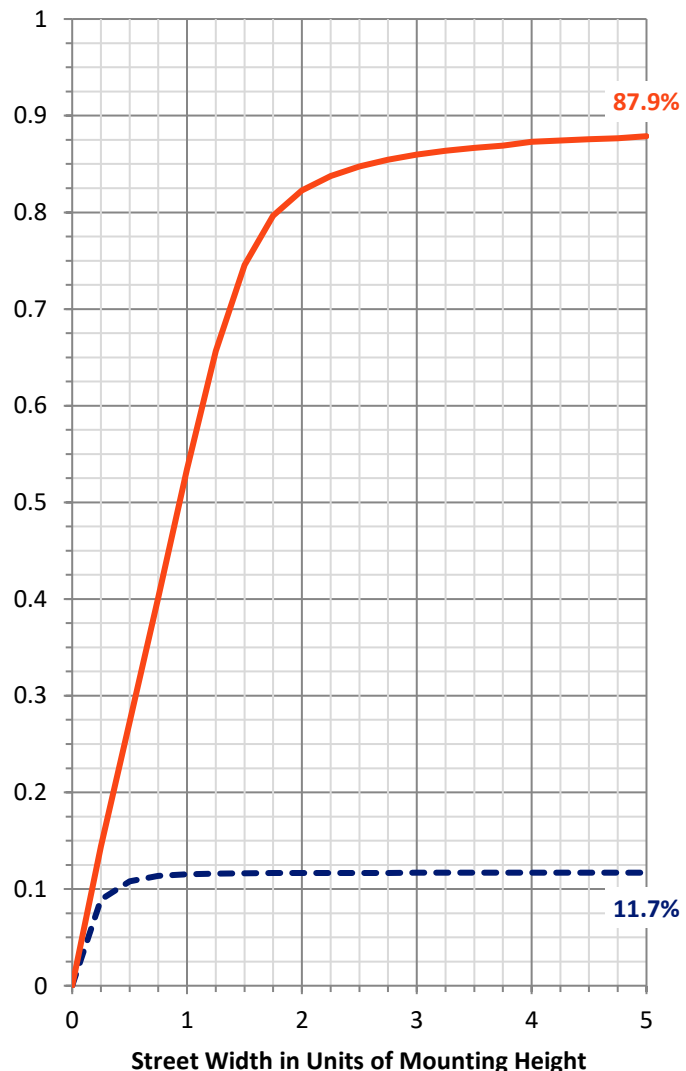
FLUX DISTRIBUTION:

		Downward	Upward	Total
House Side	Lumens	1145.2	0.0	1145.2
	% Fixture	11.8	0.0	11.8
Street Side	Lumens	8569.8	0.0	8569.8
	% Fixture	88.2	0.0	88.2
Total	Lumens	9715.0	0.0	9715.0
	% Fixture	100.0	0.0	100.0

ZONAL LUMENS:

Zone	Lumens	% Fixture
0°-10°	205.3	2.1
10°-20°	449.4	4.6
20°-30°	622.4	6.4
30°-40°	867.8	8.9
40°-50°	1348.9	13.9
50°-60°	2165.5	22.3
60°-70°	2449.6	25.2
70°-80°	1438.7	14.8
80°-90°	167.4	1.7
90°-100°	0.0	0.0
100°-110°	0.0	0.0
110°-120°	0.0	0.0
120°-130°	0.0	0.0
130°-140°	0.0	0.0
140°-150°	0.0	0.0
150°-160°	0.0	0.0
160°-170°	0.0	0.0
170°-180°	0.0	0.0
0°-90°	9715.0	100.0
0°-180°	9715.0	100.0

Coefficient of Utilization



REPORT NUMBER: P386944

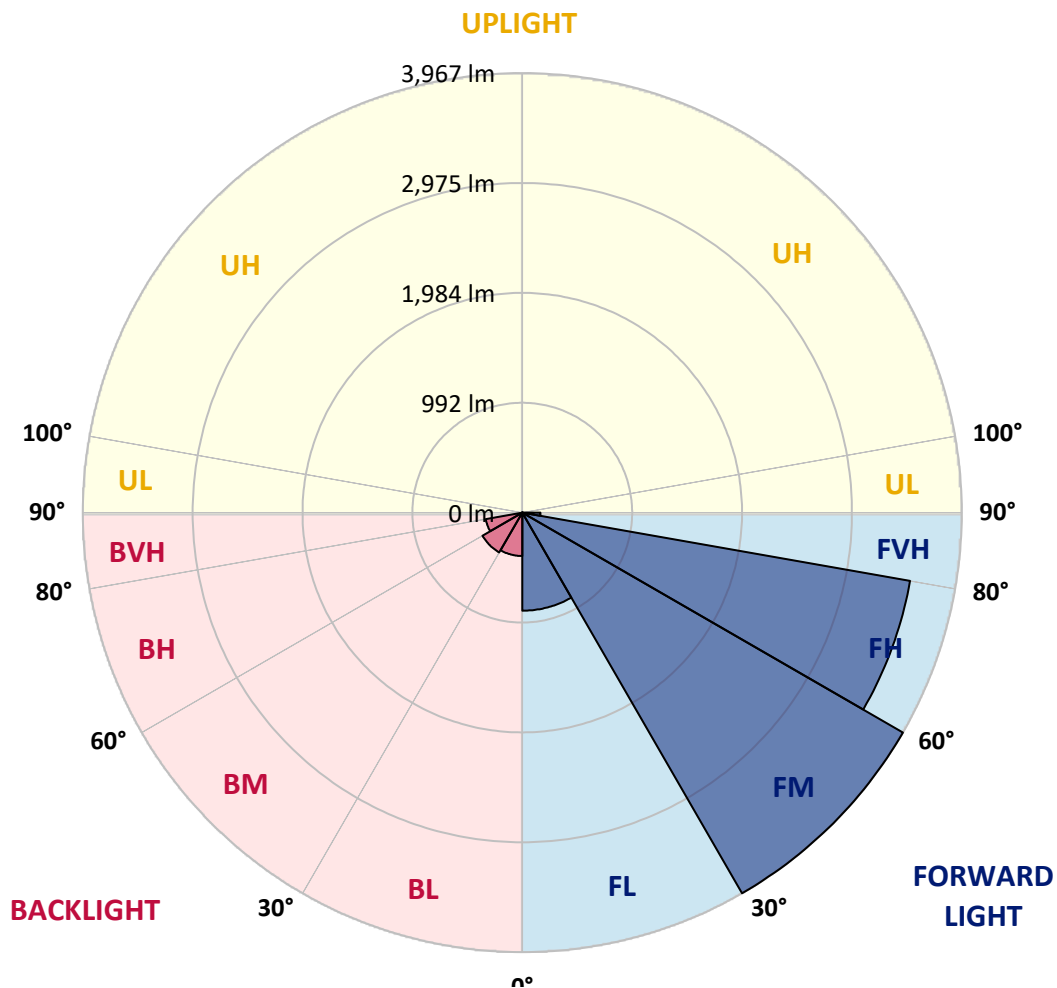
CATALOG NUMBER: GWC-SA2C-830-U-SL2-HSS

LUMINAIRE CLASSIFICATION SYSTEM LUMEN TABLE AND BUG RATING:

Zone	Lumens	% Fixture	Zone Rating/Lumen Limit		
			B	U	G
FL (0°-30°)	885.3	9.1			
FM (30°-60°)	3967.3	40.8			
FH (60°-80°)	3553.7	36.6			G2/5000
FVH (80°-90°)	163.6	1.7			G2/225
BL (0°-30°)	391.8	4.0	B1/500		
BM (30°-60°)	415.0	4.3	B1/1000		
BH (60°-80°)	334.6	3.4	B1/500		G1/500
BVH (80°-90°)	3.8	0.0			G0/10
UL (90°-100°)	0.0	0.0		U0/0	
UH (100°-180°)	0.0	0.0		U0/0	

BUG Rating: B1-U0-G2

Type III Medium





REPORT NUMBER: P386944

CATALOG NUMBER: GWC-SA2C-830-U-SL2-HSS

CANDELA DISTRIBUTION (FULL):

	0°	5°	15°	25°	35°	45°	55°	64°	65°	75°	85°
0°	2455.0	2455.0	2455.0	2455.0	2455.0	2455.0	2455.0	2455.0	2455.0	2455.0	2455.0
2.5°	2476.8	2470.6	2475.6	2486.2	2491.6	2491.6	2495.7	2490.8	2492.4	2480.5	2463.2
5°	2321.8	2312.4	2325.9	2355.9	2392.9	2424.6	2471.4	2496.1	2498.6	2499.0	2478.8
7.5°	2154.9	2146.3	2166.4	2201.8	2249.5	2308.2	2390.0	2461.6	2465.7	2504.3	2489.5
10°	2019.2	2013.1	2036.5	2074.3	2130.2	2196.0	2296.3	2395.8	2407.7	2493.2	2487.9
12.5°	1911.5	1906.6	1928.8	1972.4	2029.5	2102.3	2207.1	2322.6	2338.7	2468.2	2479.7
15°	1833.0	1832.2	1850.7	1892.6	1955.9	2023.8	2131.1	2254.8	2273.3	2441.0	2478.4
17.5°	1791.9	1793.2	1806.7	1842.5	1896.7	1964.2	2066.9	2197.7	2217.8	2416.8	2484.6
20°	1787.8	1789.0	1796.4	1816.6	1860.6	1920.2	2014.7	2149.6	2170.5	2398.7	2494.5
22.5°	1824.0	1823.2	1825.2	1823.2	1847.8	1893.0	1980.2	2112.6	2136.8	2386.8	2502.3
25°	1893.5	1892.2	1891.4	1876.2	1859.7	1884.0	1965.8	2091.6	2114.6	2378.1	2506.8
27.5°	1990.1	1989.2	1988.0	1962.9	1913.6	1898.4	1967.5	2083.8	2103.1	2371.1	2506.0
30°	2117.1	2122.8	2121.2	2086.3	2009.4	1942.4	1984.7	2079.7	2096.5	2357.6	2497.3
32.5°	2266.3	2277.8	2286.9	2249.5	2153.3	2029.5	2024.6	2084.2	2096.5	2347.3	2481.7
35°	2421.3	2436.1	2469.4	2456.2	2329.6	2160.7	2093.2	2111.3	2121.6	2353.0	2474.3
37.5°	2573.8	2591.5	2663.8	2702.1	2560.6	2334.1	2200.1	2178.3	2183.7	2388.0	2482.5
40°	2751.0	2777.7	2887.5	2949.1	2836.5	2566.4	2360.0	2293.4	2295.5	2464.9	2520.8
42.5°	2983.7	3011.2	3130.0	3226.6	3147.3	2859.9	2577.1	2469.4	2467.3	2608.7	2610.8
45°	3267.3	3296.1	3419.0	3526.3	3490.5	3207.7	2855.0	2726.3	2723.8	2835.7	2781.4
47.5°	3588.8	3617.1	3726.9	3837.5	3876.1	3613.8	3208.9	3077.0	3071.2	3151.0	3044.9
50°	3864.6	3883.1	3984.2	4133.0	4307.3	4112.9	3649.2	3522.2	3516.0	3569.9	3431.7
52.5°	3964.9	3975.6	4078.4	4286.8	4721.7	4788.7	4227.6	4064.0	4059.5	4082.9	3946.8
55°	3761.8	3781.2	3907.4	4216.5	4946.2	5552.5	4957.7	4734.9	4700.8	4650.2	4485.3
57.5°	3208.5	3239.3	3375.0	3786.1	4841.3	6158.5	6030.6	5493.7	5443.6	5134.4	4923.1
60°	2404.0	2441.8	2554.5	2998.0	4281.9	6374.3	7203.0	6339.3	6226.3	5520.0	5325.6
62.5°	1649.7	1668.6	1745.1	2034.0	3153.4	6020.7	8183.9	7471.9	7265.5	5939.4	5760.9
65°	1260.0	1266.6	1297.8	1397.3	1877.8	4890.7	8574.0	8966.2	8716.6	6440.9	6212.7
67.5°	1015.4	1010.0	1053.2	1195.4	1257.5	2983.7	8118.9	10379.9	10263.1	7111.4	6667.4
69°	895.3	887.9	931.9	1097.2	1181.0	1972.4	7258.1	10700.9	10708.3	7465.3	6698.6
70°	805.7	810.7	854.2	1038.8	1155.1	1548.1	6435.9	10619.1	10677.5	7597.7	6511.2
72.5°	538.1	551.3	638.8	862.5	1110.8	1171.6	3886.0	9112.5	9337.0	7299.6	5586.2
75°	303.4	313.2	417.3	650.3	1046.6	1115.7	2052.5	6713.4	6930.5	6104.2	4307.8
77.5°	148.8	154.2	236.0	419.7	875.2	1063.1	1164.2	4560.2	4808.0	3984.2	2436.5
80°	62.9	65.8	118.0	259.0	625.7	1014.6	864.5	2806.5	2837.3	1560.9	649.1
82.5°	24.3	25.1	49.7	161.6	397.5	790.9	723.1	1330.7	1298.6	293.9	148.0
85°	2.9	3.3	18.1	97.0	221.2	407.0	587.4	573.5	530.7	58.4	76.1
87.5°	0.0	0.0	1.2	29.6	65.8	190.7	305.4	238.0	214.6	18.9	39.5
90°	0.0	0.0	0.0	0.0	0.0	0.0	0.0	0.0	0.0	0.0	0.0



REPORT NUMBER: P386944

CATALOG NUMBER: GWC-SA2C-830-U-SL2-HSS

CANDELA DISTRIBUTION (continued):

	90°	95°	105°	115°	125°	135°	145°	155°	165°	175°	180°
0°	2455.0	2455.0	2455.0	2455.0	2455.0	2455.0	2455.0	2455.0	2455.0	2455.0	2455.0
2.5°	2448.8	2444.7	2422.5	2390.5	2360.0	2322.2	2286.0	2264.3	2247.0	2235.5	2249.0
5°	2455.4	2437.3	2369.9	2283.6	2198.9	2103.5	2014.7	1939.5	1909.9	1877.0	1891.8
7.5°	2453.4	2419.2	2298.0	2144.2	1988.8	1828.1	1676.0	1558.8	1498.0	1438.4	1453.6
10°	2443.1	2385.5	2201.8	1974.0	1741.4	1510.3	1294.5	1130.5	1038.8	955.8	967.7
12.5°	2420.5	2340.3	2088.3	1779.2	1468.0	1163.4	910.6	700.5	587.9	538.1	544.3
15°	2406.9	2296.3	1968.3	1581.9	1176.1	810.2	556.6	414.0	362.6	346.1	348.2
17.5°	2400.3	2254.0	1844.1	1356.2	877.7	515.9	359.7	317.4	306.3	303.4	304.2
20°	2393.7	2211.2	1716.3	1132.9	604.7	347.0	295.6	283.2	279.1	275.4	276.2
22.5°	2382.6	2170.1	1579.0	906.9	407.8	281.6	266.4	254.5	245.8	241.3	242.1
25°	2369.1	2127.0	1438.8	675.4	297.6	251.2	236.8	219.9	209.7	201.4	201.8
27.5°	2347.3	2073.9	1294.1	491.7	249.9	224.9	205.5	187.0	169.8	160.3	160.3
30°	2316.9	2013.9	1133.4	351.9	224.0	199.0	175.5	152.5	134.0	125.4	124.6
32.5°	2283.2	1951.4	971.0	266.8	203.5	174.7	148.0	123.7	107.3	100.3	99.9
35°	2254.4	1884.0	809.0	223.6	182.9	151.3	122.1	101.5	88.4	82.6	82.2
37.5°	2235.9	1816.6	651.2	199.8	164.4	129.5	102.4	83.9	74.4	69.9	69.5
40°	2233.0	1766.4	506.9	181.7	147.2	110.2	85.5	71.1	62.5	57.6	57.1
42.5°	2270.4	1737.7	388.9	166.5	129.5	93.3	72.8	60.8	51.8	46.9	46.5
45°	2368.7	1746.7	299.3	152.9	111.8	78.9	61.7	50.6	42.3	38.6	37.8
47.5°	2547.9	1809.2	238.0	139.4	95.0	67.0	52.6	41.9	34.9	31.2	30.8
50°	2866.9	1955.9	199.0	124.6	79.3	57.1	43.6	34.1	28.4	25.1	24.7
52.5°	3290.3	2217.4	177.6	110.2	65.8	48.5	35.8	27.1	22.2	19.7	19.3
55°	3757.3	2533.9	163.6	94.5	53.9	40.3	28.4	21.4	17.3	15.2	14.4
57.5°	4213.2	2808.1	150.5	79.3	44.8	32.9	22.6	16.9	13.6	11.5	11.1
60°	4632.1	3060.1	135.2	63.7	36.6	25.9	17.7	13.2	10.7	8.6	8.6
62.5°	5080.6	3255.0	114.3	49.7	30.0	19.7	14.4	11.9	8.6	7.4	7.0
65°	5555.8	3399.7	89.6	38.6	23.4	14.8	11.9	12.3	7.0	5.3	4.9
67.5°	5906.9	3370.9	66.2	30.4	18.1	11.5	11.5	13.2	6.2	4.1	3.7
69°	5829.6	3137.0	55.5	26.3	15.6	9.9	10.7	13.2	5.8	3.7	3.3
70°	5605.6	2878.0	48.9	23.4	14.0	9.0	10.3	12.7	5.3	3.7	3.3
72.5°	4668.3	2167.6	38.2	17.7	11.1	7.4	8.6	11.1	5.3	3.7	2.9
75°	3511.5	1387.4	29.2	12.7	8.2	5.8	6.6	8.2	5.3	3.3	2.9
77.5°	1910.7	500.3	21.0	8.6	5.8	4.5	4.5	6.2	4.9	2.5	1.6
80°	491.2	125.8	13.2	5.8	4.5	3.3	2.9	4.1	2.9	0.4	0.0
82.5°	121.3	28.4	7.0	4.1	3.3	1.2	1.2	2.1	1.2	0.0	0.0
85°	66.6	14.0	4.5	2.9	1.6	0.0	0.0	0.4	0.0	0.0	0.0
87.5°	34.1	4.1	1.2	0.8	0.4	0.0	0.0	0.0	0.0	0.0	0.0
90°	0.0	0.0	0.0	0.0	0.0	0.0	0.0	0.0	0.0	0.0	0.0

Signify Classified - Internal
Cooper Lighting Solutions Photometric Lab
1121 Highway 74 South
Peachtree City, GA 30269

Scaled Data Report



Report Generated By 670245982

Signify Classified - Internal
Cooper Lighting Solutions Photometric Lab
1121 Highway 74 South
Peachtree City, GA 30269

Scaled Data Report



Signify Classified - Internal
Cooper Lighting Solutions Photometric Lab
1121 Highway 74 South
Peachtree City, GA 30269

Scaled Data Report



Signify Classified - Internal
Cooper Lighting Solutions Photometric Lab
1121 Highway 74 South
Peachtree City, GA 30269

Scaled Data Report



Signify Classified - Internal
Cooper Lighting Solutions Photometric Lab
1121 Highway 74 South
Peachtree City, GA 30269

Scaled Data Report



--- HS — SS

Signify Classified - Internal
Cooper Lighting Solutions Photometric Lab
1121 Highway 74 South
Peachtree City, GA 30269

Scaled Data Report



u

Signify Classified - Internal
Cooper Lighting Solutions Photometric Lab
1121 Highway 74 South
Peachtree City, GA 30269

Scaled Data Report



Signify Classified - Internal
Cooper Lighting Solutions Photometric Lab
1121 Highway 74 South
Peachtree City, GA 30269

Scaled Data Report



(END OF REPORT)